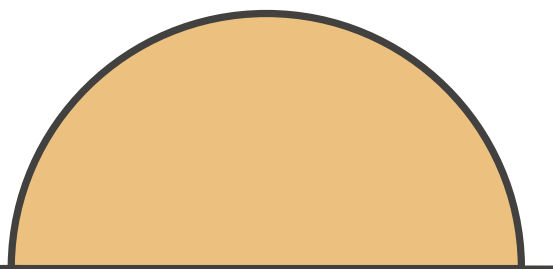


My Skills  
My Future

---



**Careers Leader Guide**

Enabling young people with  
SEND to take the next steps  
on their career journey



# My Skills My Future




---

My Skills, My Future has been developed in response to a gap identified by our network around specific support for young people with SEND in specialist and alternative educational settings. The material provided by our partners consists of lesson materials, projects and engagement videos which can support progress in many of the Gatsby Benchmarks and form part of an effective careers programme.

My Skills, My Future is a collaborative project focused on delivering two areas of learning for two cohorts of young people with SEND.

The two key outcomes for My Skills, My Future are:

- **My Skills** - Developing **awareness** of and **competence** in key **employability skills**
- **My Future** - Increasing **awareness** of and **engagement** in prospective **areas of work**

The programme of resources provided has been developed in partnership with our strategic partner Talentino, and with input from other key partners and the wider network. The aim is to continue to add to the programme as more resources are developed and shared.

The resources include:

- **Lesson Materials:** to increase knowledge and understanding of key topics in 3 specific sections - Employability Skills, Next step prep and A day in the life of.
- **Projects:** to provide experiences in which young people can develop or practice important independence/ work-related employability skills.
- **Workplace Engagement Videos:** to offer stimuli for engagement and interest in a range of careers and career types.

# Who is it for?

**My Skills, My Future** has been designed to support the two groups of young people with SEND identified below:

- **Career SEND Group 1:** Typically unlikely to take GCSE/ Level 2 Qualifications (for example young people in KS4 or 5 in SEN educational settings accessing an equivalent MLD curriculum)
- **Career SEND Group 2:** Typically likely to take GCSE/Level 2 qualifications (for example young people in KS4 or 5 in alternative mainstream settings accessing an equivalent GCSE or similar public examination level curriculum)

However we recognise that settings, teachers and families know their children best, so it is designed in a way that allows you to interchange the two sets of materials easily and pitch it at the pupils you know can access **My Skills, My Future** to maximum benefit.

The materials required for each learner to access the resource really depends on their individual needs - from pen and paper to laptops or scribes, however their learning is best facilitated can be catered for easily when using our resources.



# How to use the programme

**My Skills, My Future** has been organised in a way that enables you to use it flexibly and responsively and further material will be added over time. The programme should be used as part of your effective progressive careers programme.



## Possible delivery methods:

- You could use the material and have a whole week's worth of career pathway learning experiences, engaging your learners in employment. If this was the model, we'd recommend delivering the lesson material sequentially and using the projects and videos to follow up the pupil's learning.
- Alternatively you could decide on a set number of days to deliver the material that's right for your pupils. If this was your preference, we recommend doing the same as above: select the lesson material first, as a development of the skills base. Then you can practice and apply those skills in the projects you choose.
- You can always use any individual piece of material to complement your sustained existing progressive careers programme.




# Careers Leader Guidance


The following guidance provides recommendations for Careers Leaders on how to get the best out of the materials that our partners have provided. We work through each module across all three resource types and explain how the material relates to an aspect of employability and pathways to employment for your young people.

We have provided guidance for each of the resources on their potential suitability for each of the two SEND groups however all resources can be differentiated to suit the needs of your learners where you feel appropriate. We recognise that you know your young people best, so for the most part, the information is for context rather than specific outcomes - we want to contribute to excellent progressive careers education and for that it needs to be personalised to each young person.

**The resources are split into three key sections (click the module below to view content):**



# My Skills My Future



---

Lesson Materials



## Lesson Materials

The lesson materials are split into three modules (click the module below to view content):



## Lesson Materials

# Employability Skills

To enable a clear framework for the My Skills My Future programme, the eight skills identified in the Skills Builder Universal Framework are used to support the delivery of the programme. More detail about the framework, in particular the Expanded Universal framework designed for learners with additional needs can be found [here](#). This can also be used to support delivery and assessment throughout the programme.

The eight skills are shown below, together with a skill summary video of each skill - these videos show why the skills are important:



Click the icon above to view the video.



**Skills Builder**  
PARTNERSHIP





## Lesson Materials - Employability Skills

Employability Skill	Lesson Material (Provider)	Make it meaningful for Career SEND Group 1	Make it meaningful for Career SEND Group 2	Links
	Listening Video Activity (East Sussex Careers Hub)	This video is a fun and simple exercise looking at recall skills. It doesn't go into any more depth about listening skills in conversation but it's a skill you could follow up in the projects later on. You may want to repeat the first half of the video before the mini quiz.	This video is something that could be used to support your larger programme but not as a stand alone lesson. It helps emphasise the importance of listening in information sharing and understanding your role, especially if someone is interested in a career that involves quite a flexible role.	<a href="#">Listening video</a>
	Virtual Tour Questionnaire (Huggle Pets)	In terms of receptive skills, this is another exercise in visual recall. Depending on the young people's interests, you may find that this resource covers a whole lesson or that you give it as a separate project to those for whom it is relevant. It is important with this activity to follow it up and make links to listening and observation in the workplace.	N/A	<a href="#">Huggle Pets resources</a> <a href="#">Questionnaire</a>
	Pitching & Presenting (NCS)	This is an extensive resource that could be used over a couple of weeks linked to each young person's pathway. It could also be used as a project, where young people spend some time researching a cause they want to talk about in public.	This is a useful session or series of sessions but one where confidence is important to monitor. Therapeutically it might be that making it a cross-topic project would be more successful, rather than each student looking at the speaking element, you may want to split the focus across: Speaking, Creativity, Problem-solving & Teamwork for example.	<a href="#">Pitching &amp; Presenting video</a>
	Interviewing an adult (Inspiring Worcestershire)	This activity supports a young person to interview an adult and record their conversation. It allows the development of confidence in speaking as it has a structured framework for responses.		<a href="#">Interview activity</a>




## Lesson Materials - Employability Skills

Employability Skill	Lesson Material (Provider)	Make it meaningful for Career SEND Group 1	Make it meaningful for Career SEND Group 2	Links
	Problem-solving Video (East Sussex Careers Hub )	This is a great resource that can be used alongside some content and a wider activity. It looks at the industry and can be a conversation or awareness raising resource around a specific employability skill.	This resource could be used as a starter or a stimulus to initiate conversation in what they see as problem-solving. It may be helpful to refer to the Skills Builder Framework as part of this resource as the video links to a specific employability skill.	<a href="#">Problem-solving video</a>
	Spending Sense (Black Country Careers Hub)	This is a lesson based on a more basic element of employability and one where the problem-solving is set against independent living. The resource has a cross-curricular approach: maths, problem-solving, conversation and independent thinking.	N/A	<a href="#">Spending Sense video</a>
	Creativity (East Sussex Careers Hub)	The video stimulus for this session is accompanied by a short presentation to scaffold the activity. You may want to add to it by using Ubisoft engagement videos (see Ubisoft videos featured in the Employer Video section under Technology) when thinking about creative roles in industry.	This is a useful session to support your young people to become more aware of the role of creativity in different careers. It could lead to a discussion around creativity in teaching, or whether they value creativity in their own lives. They may see creativity differently than the portrayal on the video and it is important to discuss that.	<a href="#">Creativity video</a>
	Enterprise skills and being creative lesson (Barclays Life Skills)	This lesson is part of the series from Barclays LifeSkills and the content can be accessed with support to explore what an enterprise is and support the curriculum around enterprise.	This is a fully resourced lesson around enterprise and skill development. The activities include some group work around creative thinking which can be the basis of an enterprise project.	<a href="#">Creative lesson</a>





## Lesson Materials - Employability Skills

Employability Skill	Lesson Material (Provider)	Make it meaningful for Career SEND Group 1	Make it meaningful for Career SEND Group 2	Links
	Staying Positive video (East Sussex Careers Hub)	Staying positive is a really important skill, especially given the challenge that faces young people in the SEND 1 cohort. It is important for the learners to recognise when they struggle to feel positive and how they can help themselves. It is also important to highlight the impact on others when we aren't able to stay positive, If you have completed a project prior to this session it will be a useful one to reflect on.	Staying positive is another area where therapeutically we need to tread carefully. It is important to focus on the relationship between staying positive, listening and problem-solving. Staying positive means we are more able to connect with others and see how positive they are and being able to problem solve confidently often helps us stay positive at work. If you have completed a project prior to this session it will be a useful one to reflect on.	<a href="#">Staying positive video</a>
	Mindfulness & Stress (NCS)	This session provides an important balance between self-reflection and learning more ways of feeling positive. In terms of employability in independent living, the diet section is important to focus on.	This session provides an important balance between self-reflection and learning more ways of feeling positive. In terms of employability in independent living, the diet section is important to focus on. The resource focuses on an employability skill that is a useful discussion point- talking about our own personal stresses could be undertaken in a group or 1-2-1 scenario depending on your young people.	<a href="#">Mindfulness &amp; Stress session</a>
	Self confidence lesson (Barclays LifeSkills)	N/A	This resource supports young people to look at what barriers they might have in an easy to access way and allows lots of thinking to improve self confidence in preparation for the next steps.	<a href="#">Self confidence lesson</a>





## Lesson Materials - Employability Skills

Employability Skill	Lesson Material (Provider)	Make it meaningful for Career SEND Group 1	Make it meaningful for Career SEND Group 2	Links
	Loss & the New Normal (NCS)	This session looks at some important issues of self-awareness that results in a greater sense of positivity in the workplace. The session relates to the skills of listening and teamwork.	This is an area of employability that is very important within the classroom, or any learning environment. It may well be a useful session to work through before any others, coming back to it when working on teamwork and listening. This is especially true if you are planning to work through the lesson materials in one week.	<a href="#">Loss &amp; the New Normal session</a>
	Aiming High (East Sussex Careers Hub)	This is an important employability skill to relate to the Next step prep module later on: whereas you may be able to utilise some employability skills more easily than others, Aiming High is something best done in a job that truly interests the young people. That is what links the responses from across the industry cross-section. Take the time to work through that process.	This is an important employability skill to relate to the Next step prep module later on: whereas you may be able to utilise some employability skills more easily than others. Aiming High is something best done in a job that truly interests the young people. That is what links the responses from across the industry cross-section. You may want to work through this employability skill after some self-reflection following projects and engagement videos.	<a href="#">Aiming High video</a>
	Core Values (DPD)	This is a clear, well-laid out set of materials that focuses on a way that companies often get employees to buy in to working hard for them. The main short-sentence matching exercise is accompanied by some simple puzzles which could be used as a challenge reduction in problem-solving instead.	N/A	<a href="#">Core Values materials</a>



## Lesson Materials - Employability Skills

Employability Skill	Lesson Material (Provider)	Make it meaningful for Career SEND Group 1	Make it meaningful for Career SEND Group 2	Links
	Leadership (East Sussex Careers Hub)	This video could be used as a starter for a session for your young people. It is important to refer back to the Skills Builder Expanded framework to see how the foundations of leadership can relate to the SEND 1 cohort. It is about using an awareness of yourself as a basis for understanding how others enjoy working. For your young people it may feel like an extension activity in self-regulation, but a valid avenue to investigate would be recognising and accepting strengths and areas for development in themselves.	Leadership might well be an interesting group dynamic to discuss in terms of socialising with others but more importantly understanding them. To highlight deeper understanding of leadership and how they can improve, refer to the expanded Skills Builder framework: recognising motivation in yourself and others, prioritising tasks effectively (see Next step prep), and self-reflection. Therapeutically it is another area, similar to Aiming High, where your young people may need more support than they expect.	<a href="#">Leadership video</a>
	Democratic Engagement (NCS)	N/A	This resource contains videos that explain different parts of the government. This resource could be used as a one-off exercise or as an in-depth, cross-curricular project.	<a href="#">Democratic Engagement resource</a>
	Teamwork (East Sussex Careers Hub)	This video is a useful tool for stimulating a discussion around teamwork. This is one of the most important and all-encompassing skills that our young people can develop. It will be followed up in all project areas, and is something that starts with calmly accessing a range of group dynamics. Working with others may be a challenge for some of your young people and it may be recognising that in some industries and workplaces, limited teamwork skills is OK given the role.	This video is a useful tool for stimulating a discussion around teamwork. This is one of the most important and all-encompassing skills that our young people can develop. It will be followed up in all project areas, and is something that starts with calmly accessing a range of group dynamics. Working with others may be a challenge for some of your young people and it is an area that works well with leadership, problem-solving and staying positive (resilient).	<a href="#">Teamwork video</a>



## Lesson Materials

# Next step prep

Next step prep is a collection of lessons based on more practical activities for employment such as: writing a CV and interview tips.

We have also included a visual of potential pathways for each of the two career groups and lessons to support understanding what each of them are.





## Lesson Materials - Next step prep

Lesson Material (Provider)	Make it meaningful for Career SEND Group 1	Make it meaningful for Career SEND Group 2	Links
Dream Job (Green Corridor)	This resource contains a number of different activities at varying levels. It supports your learners to start thinking about different jobs. It can be easily extended to give young people the opportunity to create their own games or rhymes around different jobs they may be interested in that they don't yet know about.	N/A	<a href="#">Dream Job resource</a>
All About Me (Green Corridor)	This is a simple resource to scaffold for those young people who need to think about some of the basics of career pathways.	N/A	<a href="#">All About Me video</a>
What Employers Want (College Park)	This is a useful resource if you are planning on using the materials as a way to complement or create some medium term planning for your progressive careers programme. It details different work-related independence skills activities for your young people. It is quite specific but it gives a good reflection of a sequence that includes many employability skills in planning for adulthood.	N/A	<a href="#">What Employers Want resource</a>
Making Your CV (NCS)	This session can be used as one or split into a number of sessions depending on the needs of your young people and where they are on their employment journey. You may also want to consider looking at different styles of CVs for your young people.	This session can be used as one or split into a number of sessions depending on the needs of your young people and where they are on their employment journey. You may also want to consider looking at different styles of CVs for your young people.	<a href="#">Making Your CV session</a>
Creating a CV (Inspiring Worcestershire)	This activity provides a framework for supporting a young person to think about the types of things needed for an effective CV. Support from a member of staff and input from friends and families will enable the young person to ensure they are really thinking about all the skills and experiences they have. Refer back to work on the Employability skills section to also support content.	This activity provides a framework for supporting a young person to think about the types of things needed for an effective CV. Support from a member of staff and input from friends and families will enable the young person to ensure they are really thinking about all the skills and experiences they have. Refer back to work on the Employability skills section to also support content.	<a href="#">Creating a CV activity</a>



## Lesson Materials - Next step prep

Lesson Material (Provider)	Make it meaningful for Career SEND Group 1	Make it meaningful for Career SEND Group 2	Links
Organising Yourself (NCS)	This resource gives an explanation of what it means to prioritise, set manageable goals, and manage time effectively. This may work better as three distinct sessions, but they are all important and they all relate to a number of employability skills.	This resource is a really clear, useful explanation of what it means to prioritise, set manageable goals, and manage time effectively. This may work better as three distinct sessions, but they are all important and they all relate to a number of employability skills. The priority matrix is particularly good as it scaffolds how you might more effectively prioritise tasks.	<a href="#">Organising Yourself resource</a>
Organising Your Future (NCS)	Organising Your Future is a really positive way of looking at how to start thinking about your future. As normal under the guide of the Gatsby Benchmarks, it needs to be used as part of a more holistic approach. You may want to split the finance and budgeting section for a different session. Some of the content will be relevant for independent living skills however support will be needed.	Organising Your Future is a really positive way of looking at how to start thinking about your future. As normal under the guide of the Gatsby Benchmarks, it needs to be used as part of a more holistic approach. You may want to split the finance and budgeting section for a different session.	<a href="#">Organising Your Future resource</a>
Financial Literacy (NCS)	This resource is useful for young people who have an understanding of money. It discusses tax and earnings. It raises opportunities for pupils to be aware of the complexities of tax and it may be something that you create a more personally relevant task for.	The financial literacy session by NCS is a useful one either for young people who are socially engaged, or who enjoy working on problems with less correct answers and more nuanced responses. It promotes a lot of conversation which lends itself well to following it up in other employability skill areas.	<a href="#">Financial Literacy session</a>
Interview Tips & CV Video (Marriott)	The videos in this resource can serve as a stimulus for applying the skills learned in either the employability section of resources or the other CV material from NCS specifically where young people have an interest in the hospitality or retail sector.	The videos in this resource can serve as a stimulus for applying the skills learned in either the employability section of resources or the other CV material from NCS specifically where young people have an interest in the hospitality or retail sector. This can be used to examine whether they differ in approach and whether you can identify any similarities between the two sectors.	<a href="#">Interview Tips video</a> <a href="#">CV video</a>





## Lesson Materials - Next step prep

Lesson Material (Provider)	Make it meaningful for Career SEND Group 1	Make it meaningful for Career SEND Group 2	Links
Interview skills (Barclays LifeSkills)	N/A	This resource is part of the 10 lessons available in Barclays LifeSkills and is a great way to support young people to develop interview skills. A particular focus of the lesson is around the STAR method to support confidence.	<a href="#">Interview skills resource</a>
Interviewing an adult (Inspiring Worcestershire)	This activity supports a young person to interview an adult and record their conversation. It allows the development of confidence in speaking as it has a structured framework for responses.	N/A	<a href="#">Interviewing an adult activity</a>
Thinking About A Career (NCS)	N/A	Thinking about a career is a really positive way of looking at how to start thinking about your future. As normal under the guide of the Gatsby Benchmarks, it needs to be used as part of a more holistic approach. The resource looks at topics such as what careers are available and how do these relate to a young person's values etc. then looks at what to do once you have thought about possible career options such as application for a job.	<a href="#">Thinking About a Career resource</a>
Online reputation and social networking (Barclays LifeSkills)	N/A	Ensuring you have positive online profile is something many young people struggle to understand. This lesson supports them to develop this understanding and gives them the knowledge to be able to ensure they are only sharing positive things and developing a positive online reputation.	<a href="#">Online reputation lesson</a>



## Lesson Materials - Next step prep

Lesson Material (Provider)	Make it meaningful for Career SEND Group 1	Make it meaningful for Career SEND Group 2	Links
The journey to your career (Barclays LifeSkills)	N/A	These videos may be useful as starters or plenaries in otherwise wholly subject-specific lessons. You may want to use them to engage your young people in the relevance of English & Maths past the all too familiar reason of core subjects. They offer some insight into how they are used in a cross-section of industries.	<a href="#">Journey to your career activity</a>
English Skills (East Sussex Careers Hub)	N/A	Subject specific resources to support understanding of the link between subjects and the world of work.	<a href="#">English and Maths resources</a>
Maths Skills Video Activity (East Sussex Careers Hub)	N/A		
My Learning My Future subject resources	N/A	Subject specific resources to support understanding of the link between subjects and the world of work.	<a href="#">Subject resources</a>
Morrisons opportunities (Catcote Academy)	This resource looks at Morrisons as an employer and the roles available in logistics in an easy to use presentation designed by Catcote Academy. The content can easily be expanded upon and lead to discussion in areas such as where these roles might appear.	This resource looks at Morrisons as an employer and the roles available in logistics in an easy to use presentation designed by Catcote Academy. The content can easily be expanded upon and lead to discussion in areas such as where these roles might appear.	<a href="#">Morrisons Opportunities</a> <a href="#">Video 1</a> <a href="#">Video 2</a> <a href="#">Video 3</a>



## Lesson Materials - Next step prep

Lesson Material (Provider)	Make it meaningful for Career SEND Group 1	Make it meaningful for Career SEND Group 2	Links
Careers in the business sector (Black Country Careers Hub)	This resource looks at careers in the business sector. It has lots of visuals and videos to support understanding and encompasses the role of an entrepreneur.	N/A	<a href="#">Careers in the business sector activity</a>
Careers in the transport sector (Black Country Careers Hub)	This resource looks at careers in the transport sector. It has lots of visuals and videos to support understanding.	N/A	<a href="#">Careers in the transport sector activity</a>
Exploring careers and skills and strengths needed (Black Country Careers Hub)	This resource looks at different careers and the skills and strengths in an easy to follow visual way. There is a worksheet to accompany the slides and videos to support understanding.	N/A	<a href="#">Exploring careers and skills and strengths needed activity</a>

# Career Pathway options

Young people with SEND have every right to understand their pathway to employment options and get excited about the journey and the challenges to be expected. It's important that both the young person and their families/carers fully understand all the available options.

When looking at transition at KS4, a useful resource to support is [Securing Good transitions: A resource pack](#) to support the next steps of KS4 pupils with SEND developed by DFN charitable Foundation and Whole School SEND.

We have also developed two posters you can download that showcase all the pathway options available for post-16 Career SEND Group 1 and Career SEND Group 2. These outline the possible destinations, entry requirements and where it could lead to. Download the posters now:



## Lesson Materials - Next step prep - Career Pathways

Lesson Material (Provider)	Make it meaningful for Career SEND Group 1	Make it meaningful for Career SEND Group 2	Links
What is an entrepreneur (Black Country Careers Hub)	This resource is a short session to enable an understanding around entrepreneurship. This is a great visual way to engage and develop understanding.	N/A	<a href="#">What is an entrepreneur activity</a>
Understanding Apprenticeships	N/A	A video designed to showcase the different types of apprenticeships on offer. Quick and easy to watch video to start the thinking around apprenticeships.	<a href="#">Apprenticeship video</a>
Supported Internships	The videos provided by National Grid provide more of a personal reflection on different roles and experiences. All the volunteers used in the videos are very open and positive. These four short videos help to showcase the journey and the benefits of a supported internship from 4 different perspectives		<a href="#">Meet Abi</a> <a href="#">Meet Mel</a> <a href="#">Meet Alex</a> <a href="#">Meet Regan</a>
Supported Internship (Weston College)	Applicable to both Career SEND Group 1 and 2 - The supported internship is an important career pathway destination identified for these two SEND cohorts. This video is a tool to support young people's questions around this pathway choice.		<a href="#">Meet Sophie</a>
My Choices	N/A	This resource is a programme of webinars and videos around supporting young people to make their choices during transition. The videos are available on demand and can enable a more personalised approach to transition.	<a href="#">My Choices Programme</a>



## Lesson Materials - Next step prep - Career Pathways

Lesson Material (Provider)	Make it meaningful for Career SEND Group 1	Make it meaningful for Career SEND Group 2	Links
Research your future activity (Inspiring Worcestershire)	This resource is an activity for young people that encourages them to look at all the options available to them in the future. This can be localised and allows a more personalised approach to planning for the future. The guidance shows where extra support can be given to enable access for all young people.	This resource is an activity for young people that encourages them to look at all the options available to them in the future. This can be localised and allows a more personalised approach to planning for the future.	<a href="#">Research your future activity</a>
A-Z of jobs activity (Inspiring Worcestershire)	This activity supports a young person to research different job roles that could support informing their future and raising awareness. This activity can be used alongside LMI to ensure the young person can see future opportunities. The guidance shows where extra support can be given to enable access for all young people.	This activity supports a young person to research different job roles that could support informing their future and raising awareness. This activity can be used alongside LMI to ensure the young person can see future opportunities.	<a href="#">A-Z of jobs activity</a>
Social Story (Black Country Careers Hub)	This story enables a young person to think through and discuss the transition to college to support understanding feelings and what to expect.	N/A	<a href="#">Social story</a>
Career learning (Black Country Careers Hub)	This resource looks at lots of different potential careers with the use of widgets to support the young persons understanding. It covers many different sector areas and can be used to support activities like Career of the week.	N/A	<a href="#">Career learning</a>



## Lesson Materials

# A Day In The Life

A Day In The Life is a collection of videos and resources that come from young people already on their career pathway. It is a module to connect with people in similar positions.





## Lesson Materials - A Day In The Life


Lesson Material (Provider)	Make it meaningful for Career SEND Group 1	Make it meaningful for Career SEND Group 2	Links
Video Selection (Scope)	Applicable to both Career SEND Group 1 and 2 - These videos are designed to represent some of the struggles, strategies, support and successes of a range of young people with SEND. They deal with things openly and positively. It is a good set of videos to reflect on with your young people. Depending on your time, you may want to use them to apply employability skills: listening, speaking, staying positive, aiming high for example.		<a href="#">Scope videos</a>
EmployAbility programme (National Grid)	Applicable to both Career SEND Group 1 and 2 - The videos provided by National Grid provide more of a personal reflection on different roles and experiences. All the volunteers used in the videos are very open and positive. You may want to use some discretion when selecting material, depending on your cohort, but all the videos represent young people who have had obstacles to overcome and are enjoying the benefits of pathway to employment options. These three short videos help to showcase the journey and the benefits of a supported internship from 3 different perspectives.		<a href="#">Meet Abi</a> <a href="#">Meet Mel</a> <a href="#">Meet Alex</a> <a href="#">Meet Regan</a>
Supported Internship (Weston College)	Applicable to both Career SEND Group 1 and 2 - The supported internship is an important career pathway destination identified for these two SEND cohorts. This video is a tool to support young people's questions around this pathway choice.		<a href="#">Meet Sophie</a>
A Day In The Life (Marriott)	Applicable to both Career SEND Group 1 and 2 - This is a simple presentation containing a video, with an extensive number of perspectives from across the company at Marriott. It is a good example to demonstrate both the range of roles available and also the diversity: you may have an idea about working in a certain area or venue, but if you do your research you may find either somewhere different suits more, or a different role in the same company.		<a href="#">Marriott resources</a>
Career Talks: Finding your future, reaching your goals (Black Country Careers Hub)	A lesson that includes videos and content to support understanding of a number of job roles in different sectors.	N/A	<a href="#">Career Talks lesson</a>





## Lesson Materials - A Day In The Life

Lesson Material (Provider)	Make it meaningful for Career SEND Group 1	Make it meaningful for Career SEND Group 2	Links
First Day on set (ScreenSkills)	N/A	This video is 11 minutes long and talks through the different roles at Pinewood studios. It's a visual way to see and hear about the opportunities available.	<a href="#">ScreenSkills Video</a>
Work It series	N/A	Developed by the CEC, Work It is a series of careers talks with young people, for young people. Learn about some of the different routes available after leaving education from a range of inspiring youth voices. These also raise awareness of roles of the young people and the businesses they work for.	<a href="#">Work It videos</a>
My Week of Work Learn Live	N/A	Each day has a series of Employer focussed videos around different topics and sectors. This content can be used alongside the My Week of Work Lesson series or as a separate resource.	<a href="#">My Week of Work resources</a>



My Skills  
My Future



---

Employer Projects



## Employer Projects


# Projects

The Employer Projects are categorised by the key employment sectors for young people with SEND identified through our extensive network.

These sectors correlate to the two SEND cohorts' specific pathway to employment options. This means that you will find a range of projects that help practice or develop the employability skills within contexts that may prove relevant to their futures.


The key employment sectors that are currently featured in this programme are:

- Health & Social Care
- Construction
- Utilities & Logistics
- Technology
- Retail



## Employer Projects

Key Sectors	Lesson Material (Provider)	Make it meaningful for Career SEND Group 1	Make it meaningful for Career SEND Group 2	Links
Health & Social Care	Paper Bag Challenge (Catcote Academy)	The Paper Bag Challenge is a short activity. As with all the projects, the scaffolded reflection afterwards is important to highlight and assess key employability skills that you are planning on developing. The key to relating it to Social Care is the understanding of teamwork in care roles.	The Paper Bag Challenge is a short activity. As with all the projects, the opportunity for a range of formative assessment such as peer moderation during the process, and scaffolded reflection afterwards, is key. This highlights and assesses key employability skills that you are planning on developing. The key to relating it to Social Care is the understanding of teamwork in care roles.	<a href="#">Paper Bag Challenge</a>
	Postcard Challenge (Catcote Academy)	Much like the Paper Bag Challenge, the postcard challenge is a simple one. You may wish to join this one up with a situation based in reality - making the reason for writing a postcard more concrete for your young people is important.	N/A	<a href="#">Postcard Challenge</a>
Construction	Renewable Energy Infrastructure (Bam Nuttall)	N/A	This is a very different task to the ones designed by Catcote. We would recommend you use this project for those young people who have a keen interest in the Construction industry. Alternatively you could adapt it so that it is a large group activity and one that has specific, employability skill-based roles within the team.	<a href="#">Renewable Energy task</a>
	HS2	On this page you can find 4 short projects relating to the HS2 work for young people with mild and moderate learning disabilities.	On this page you can find 4 short projects relating to the HS2 work for young people with mild and moderate learning disabilities.	<a href="#">HS2 Educational Resources</a>




## Employer Projects

Key Sectors	Lesson Material (Provider)	Make it meaningful for Career SEND Group 1	Make it meaningful for Career SEND Group 2	Links
Utilities & Logistics	Electricians (GM Monk)	N/A	This is a short, research project, and one that is designed for those who are interested in the industry already.	<a href="#">Electricians project</a>
	20 Quid Challenge (Catcote Academy)	The Twenty Quid challenge does take some investment from the school, varying dependent on how individual you present that challenge. However, it is a really useful project to test how well the young people are able to use a range of employability skills within an outcomes focused task.	The Twenty Quid challenge does take some investment from the school, varying dependent on how individual you present that challenge. However, it is a really useful project to test how well the young people are able to use a range of employability skills within an outcomes focused task.	<a href="#">20 Quid Challenge</a>
Technology	Stop the spread STEM challenge (Stem.org)		Stop the spread is a new STEM challenge for young people aged 7 to 16. Highlighting the global issue of infectious disease students design, build and test a model of a hand washing device and produce educational materials for children in Kenya to encourage hand washing.	<a href="#">Stop the spread challenge</a>
	Discover creative careers		Using the link to the website ask young people to choose 3 to five things they enjoy and complete some research around the roles linked to share with their peers. This can be a visual, computer generated or written task.	<a href="#">Discover creative careers</a>




## Employer Projects

Key Sectors	Lesson Material (Provider)	Make it meaningful for Career SEND Group 1	Make it meaningful for Career SEND Group 2	Links
Retail	Morrisons	The video is an easy watch to showcase all of the job roles in Morrisons. It could be used as an activity to support young people to see the different opportunities through stopping the video at regular intervals and discussing what they have seen and what they think the role is.	This is a short video showcasing many of the job roles within Morrisons – Challenge could be to name as many job roles as they can in Morrisons before watching the video and then after. This could then be expanded upon to research more information about the job roles both within Morrisons and elsewhere.	<a href="#">Morrisons Video</a>
	Animal Care Research (Huggle Pets)	This is a short term research project. It is intended for those young people who may have an interest in animal husbandry or animal retail.	N/A	<a href="#">Hugglepets project</a>
	Cup Design (The Depot)	This challenge is all explained on a video and it competently combines a range of employability skills into one project.	This challenge is all explained on a video and it competently combines a range of employability skills into one project.	<a href="#">The Depot challenge</a>
	Chip Cone Challenge (Catcote Academy)	This is a short term project designed to incorporate independent living skills into an enterprise task.	N/A	<a href="#">Enterprise project</a>
Hospitality	Marriott Hotels	This is a short term research project. It is based on looking through the Marriott material provided and answering questions on it. It is intended for those young people who may be interest in the hospitality industry.	This is a short term research project. It is based on looking through the Marriott material provided and answering questions on it. It is intended for those young people who may be interest in the hospitality industry.	<a href="#">Marriott Hotel project</a>



My Skills  
My Future



Engagement Videos

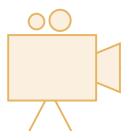


## Employer Engagement Videos

The final element to the material in My Skills, My Future is the employer engagement videos, organised by key sector. These have been submitted by a range of employers in order to support awareness of key sectors and raise aspirations around potential career pathways for your young people.

The videos can be accessed through the links provided. It is important that they are used in a meaningful way not just as a stand alone video. For example to further support some of the lesson material and add context by raising awareness of roles, responsibilities, key sectors, etc. or as discrete activity based on the content of the specific video with tasks relating to the video given to meet the needs of the individual.





## Employer Video Content

Key Sectors	Lesson Material (Provider)	Links
Health & Social Care	Social Care	<a href="#">What it's like to work in Social Care: Think Social Care</a>
	NHS Careers	<a href="#">Explore NHS Careers</a>
	Health & Social Care (East Sussex)	<a href="#">Exploring careers in health and social care</a>
Construction	Warehousing	<a href="#">How to be an Apprentice for Warehousing, Storage, Fork-Lifting Distribution</a>
	Transmission Fitter	<a href="#">What it's like to be a Transmission Fitter</a>
	Construction (East Sussex)	<a href="#">Construction</a>
Utilities & Logistics	JTL Plumbing	<a href="#">Day in the life of a JTL Plumbing Apprentice</a>
	Heating & Ventilation Apprentice	<a href="#">What it's like to be a Heating Engineer: Low Carbon Economy</a>
	HGV Driver	<a href="#">What it's like to be a HGV driver</a>
Technology	Sony Video Selection	<a href="#">Sony videos</a>
	Ubisoft Video Selection	<a href="#">Ubisoft videos</a>
Retail	B&Q Customer Adviser	<a href="#">A day in the life of a Customer Adviser: B&amp;Q</a>
	Promo & Company Values (Morrisons)	<a href="#">We Make Morrisons</a>
Hospitality	Marriott Hotels	<a href="#">The world comes to you: Careers at Marriott</a>
Other sectors	Land based Economy (East Sussex Careers Hub)	<a href="#">Land based Economy</a>
	Recycling - (J&B Recycling)	<a href="#">J&amp;B Recycling videos</a>

# Additional materials

Other materials that you may also wish to refer include:

- [The Careers & Enterprise Company Resource Directory](#)
- [Inspiring Worcestershire SEND resources](#)
- [Barclays LifeSkills SEND](#)
- [Preparing for Adulthood](#)
- [East Sussex Careers Hub](#)
- [Cornwall and Isles of Scilly Careers Hub](#)
- [Books beyond words](#)
- [Talentino](#)
- [SEND Alumni Toolkit](#)

# Acknowledgements

This resource has been developed in partnership with Talentino, Skills Builder, Barclays LifeSkills and the National Citizen Service alongside employers and our wider CEC network of Career Hubs.

Content for My Skills, My Future has been supported by:

- B&Q
- Bam Nuttall
- Birmingham SEND Careers Hub
- Black Country Careers Hub
- BT
- Cadent Gas
- Catcote Academy
- College Park
- DPD
- East Sussex Careers Hub
- GM Monk
- Green Corridor
- HS2
- Huggle Pets
- Inspiring Worcestershire Careers Hub
- Jacobs
- JTL Plumbing
- J and B Recycling
- Leeds City region SEND Careers Hub
- Marriott
- Morrisons
- National Grid
- NHS
- Sony
- Scope
- Supported Internship
- The Depot
- Ubisoft
- My Skills My Future working party

# Contact us

## Tell us what you think

We would love to hear your feedback about the resource so please use the hashtag **#MySkillsMyFuture** to let us know your thoughts.

We wish to ensure that we fulfil our aim of improving employment outcomes for the two SEND cohorts. We therefore want to hear about what parts of this resource were useful and what you would change.

Please email [send@careersandenterprise.co.uk](mailto:send@careersandenterprise.co.uk) with your thoughts.

My Skills  
My Future

---

